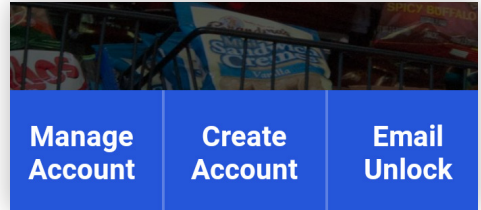


PicoMarket

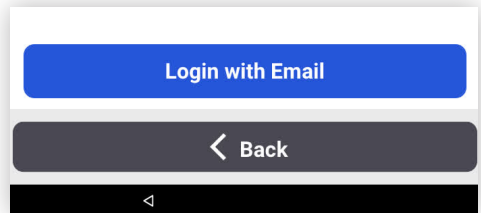
Add Scan ID to Account



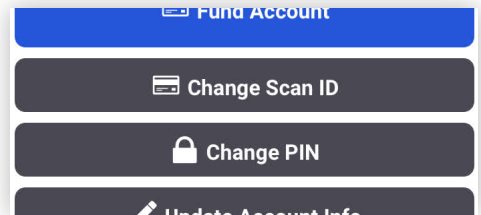
1 Press the **Manage Account** button at the bottom of the screen;



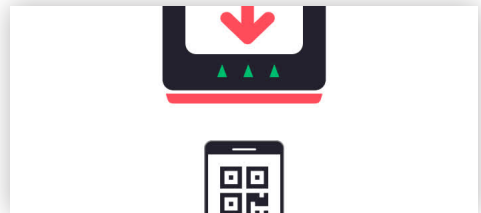
2 Tap **Login with Email**. Enter your email and PIN;



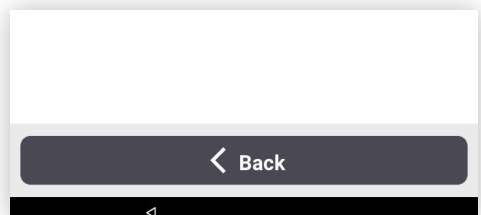
3 Tap **Change Scan ID**;



4 **Scan** your market card on the scanner at the Pico device;



5 Tap **Back** to begin snacking!



For assistance please contact: