

Linking Your Market Account to the 365Pay App



- 1 Download the 365Pay app on your mobile device.
- 2 Open the 365Pay app and select **Create Account**. Select **Got It**. Then click **Link Existing Account** and select a method.
- 3 Select an option:

a.) **Scan QR code from kiosk**

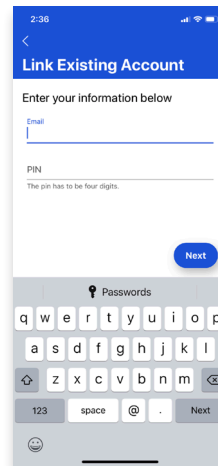

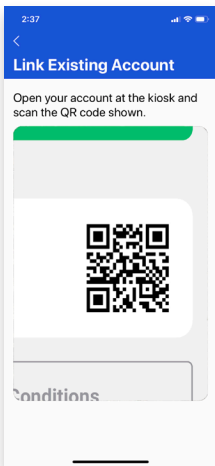
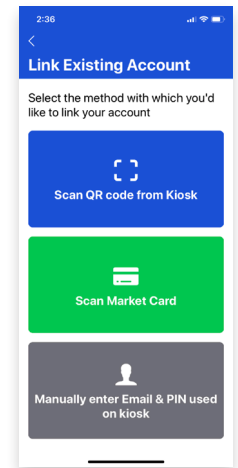
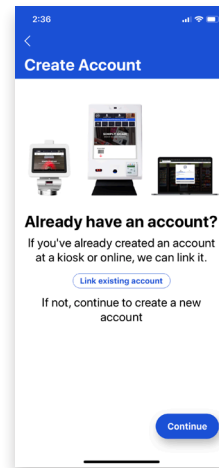
Log in to your account on the kiosk, scan the QR code shown on the account management screen.

b.) **Scan Market Card**

Use your phone's camera to scan the barcode on your Market Card.

c.) **Manually Enter Email & PIN used on kiosk**

Enter your 'Email Address' and your 'PIN' associated with your kiosk account.



- 4 Follow the on-screen prompts to finish linking your account.

