
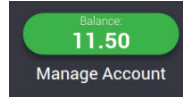


HOW TO FUND AN ACCOUNT

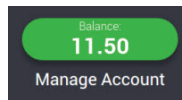


- 1 Access your account
- 2 Press 'Manage Account'
- 3 Press 'Fund with card'
- 4 Choose your amount
- 5 Start shopping!



EDIT AN ACCOUNT

- 1 Access your account
- 2 Press 'Manage Account'
- 3 Press 'Edit Account'



Here you can enter a first and last name, edit your email address, and change your PIN

A screenshot of the 'Edit Account' form. It has a blue header with a user icon and a close button. Below are fields for 'First Name', 'Last Name', and 'Email Address' (with a 'CHANGE PIN' button). The email field contains 'Customer@abccorp.com'. A keyboard is visible with a green 'SAVE' button at the bottom right and a 'CANCEL' button at the bottom left.

Need help?

Please reach out to your operator for end user support.