

## Overview

USConnect Nano lock solution was developed in partnership with TriTeq and known as Savant. Currently there is no maximum number of locks per Nano but the NanoMarket is designed for market sizes of 50-150. For this reason, the Product team does not recommend it being linked to too many coolers.

Multiple locks can be added to one NanoConnect.

## Connectivity and Port Requirements

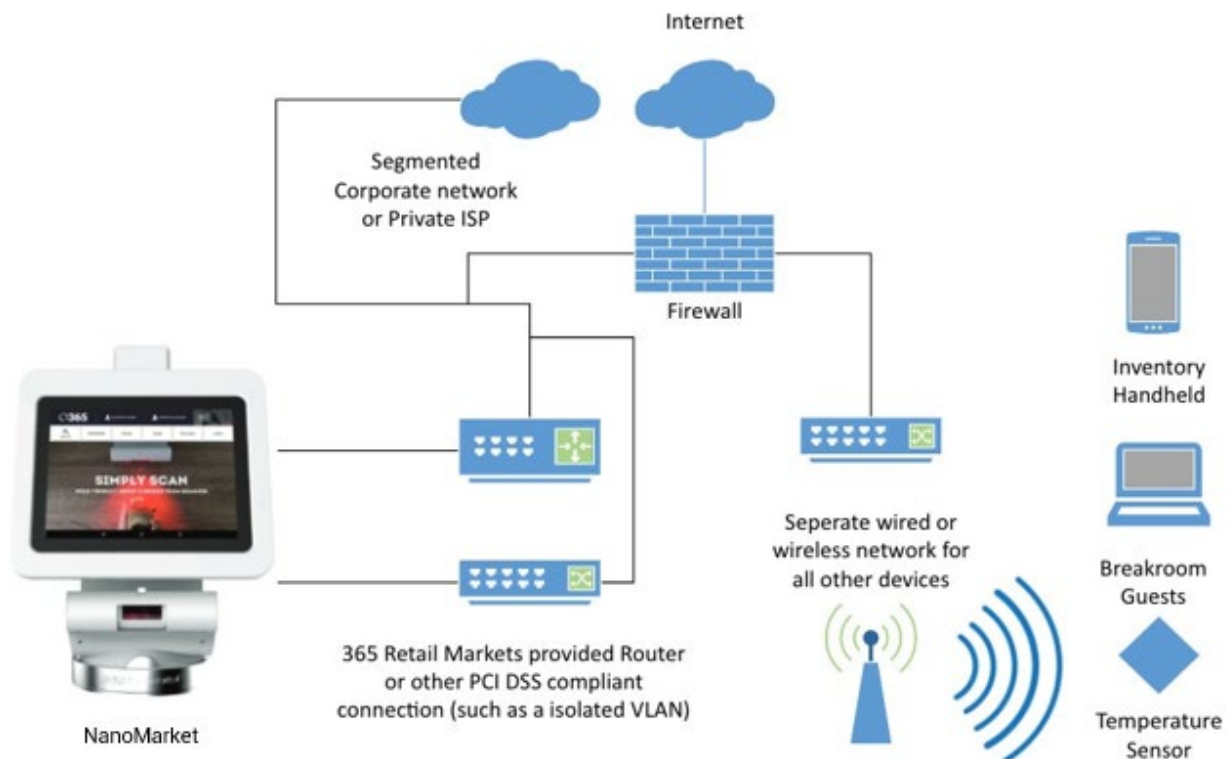
**For this solution to work properly, it must use an Ethernet-based NanoConnect.**

See the NanoConnect connectivity image and port requirements below.

## Wired Network

If you are creating your own wired network or connecting to a client's network, you still must adhere to the latest PCI DSS guidelines for network security. Consult your QSA or <https://www.pcisecuritystandards.org/> for more information.

If you are not comfortable creating a network per PCI DSS, or cannot validate that the client's network follows PCI DSS, 365 Retail Markets offers several solutions to assist with network connectivity for your Nanomarket™. Contact your account manager for more details.



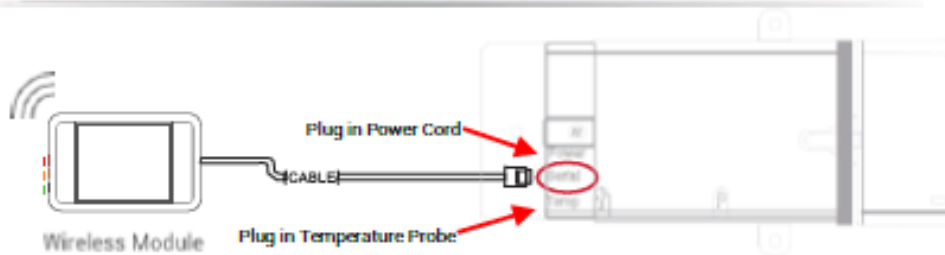
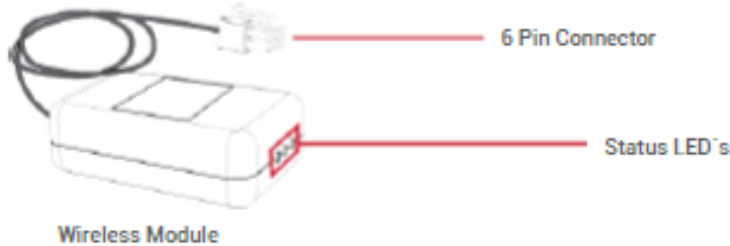
## Port Requirements

All the following Fully Qualified Domain Names (FQDN) listed below are required for the NanoMarket™ kiosk to function correctly. All connections are initiated from the NanoMarket™ kiosk and the below FQDN and Ports need to be open for outgoing bidirectional communication.

Description	Destination FQDN	Ports
Credit card processing, Transferring of sales data, Product and price updates	<a href="https://sssapi.365smartshop.com/">https://sssapi.365smartshop.com/</a>	443
Transferring of sales data, product and price updates	<a href="https://sssapi.readytouchpos.com">https://sssapi.readytouchpos.com</a>	443
Images, style json	<a href="https://static.readytouchpos.com">https://static.readytouchpos.com</a>	443
Device management	app.moki.com	443
Device management	moki-marbles.appspot.com	443
Device management	mcm-moki-marbles.moki.com	443
Device management	mokirouter.appspot.com	443
Android/Google services	commondatastorage.googleapis.com	443
Android/Google services	gcm.googleapis.com	5228-5230
Pushy Service	mqtt.pushy.me	1883
Pushy Service	api.pushy.me:443	443
Tally/Security	tally.prod.readytouchpos.com:443	443

FreshIQ Wireless Module - Quick Installation Guide

## 1. Hardware Connection



## 2. Led Indicators



- ● ● 1. Power-up: all the lights are on (allow 30 sec delay)
- ● ✱ 2. Initializing: green led is flashing
- ● ● 3. Status OK: green led is on
- ● ● ERROR: red led is on
- ● ● ERROR: yellow led is on
- ✱ ● ● ERROR: red led is flashing
- ✱ ● ERROR: yellow led is flashing

## Customer Installation Video

<https://www.youtube.com/watch?v=IWon4Nv5AJs>