

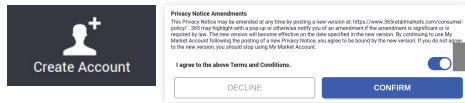
# HOW TO CREATE AN ACCOUNT



1

Press **'Create Account'**

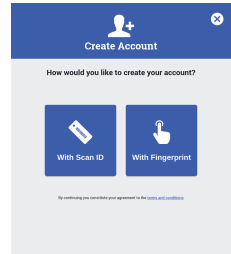
- Scroll through Privacy Policy, click toggle to accept, select **'Confirm'** to continue.



2

Choose to create account **With Scan ID** or **With Fingerprint**

- \*Only With Fingerprint: Scroll through Biometric Policy, click toggle to accept, select **'Confirm'** to continue.



1. Enter your 4-digit PIN
2. Enter First and Last Name
3. Enter email (optional)

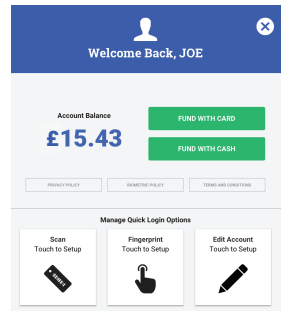
3

**Manage Account**

By selecting **'Go to Account'** you will be taken to the Manage Account screen

From here you can:

- Fund your account with a credit card or cash
- Setup or Save a fingerprint
- Edit Account
- View policies



**Need help?**

Please reach out to your Vending Market provider for support.