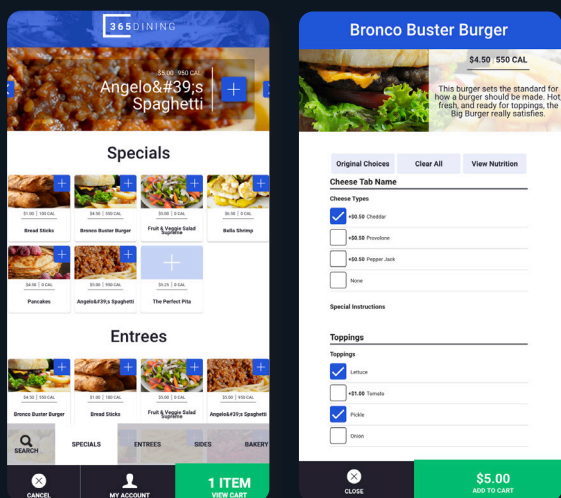


A seamless ordering experience

Utilize the new user interface and experience features to enhance your dining operation and improve the consumer ordering journey.



Customize your 365Dining kiosk to provide an enhanced dining experience for both consumers and operators.



Custom Branding

Make the user experience personal with menu branding specific to any organization. Configure backgrounds, logos and even accent colors.

Featured Products

Organize your menu any way you want! With the 365Dining Kiosk, you can feature select products and showcase campus specials in the header of the menu.

Amplified Customization

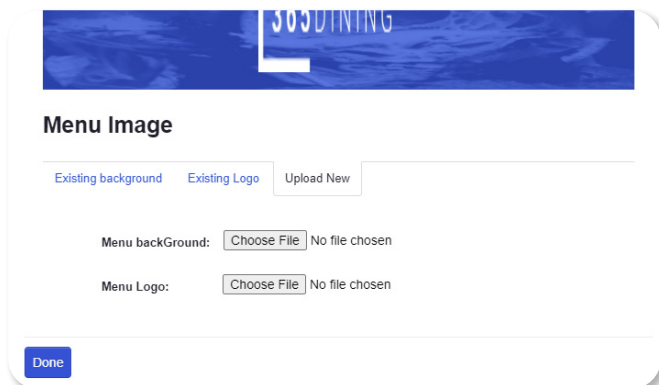
Allow customers to tailor their food the way they want with enhanced modifiers, prep options and more.

Customize your menu to meet the needs of your operation

Site-specific branding

Craft a customized user experience by adding your logo header

- Click **Menu** tab
- Click **Self Service**
- Click specific menu location
- Click **Menu Image** button

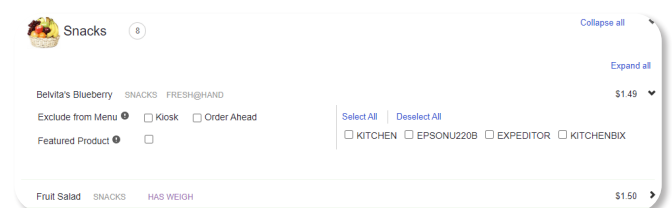


The screenshot shows the 'Menu Image' configuration interface. At the top, there's a header image with the text '365DINING'. Below the header, there are three tabs: 'Existing background', 'Existing Logo', and 'Upload New'. Under 'Existing background', there's a 'Menu backGround:' label, a 'Choose File' button, and the text 'No file chosen'. Under 'Existing Logo', there's a 'Menu Logo:' label, a 'Choose File' button, and the text 'No file chosen'. At the bottom left, there's a blue 'Done' button.

Featured products

Choose products to promote by adding them to the header image rotation of the main menu screen

- Click **Menu** tab
- Click **Self Service**
- Click specific menu location
- Click **Menu Image** button
- Open up specific product you'd like to highlight by clicking the dropdown arrow
- Check the **Featured Product** box
- Click **Save**



The screenshot shows the product selection interface. At the top, there's a header with a 'Snacks' icon and a count of 8. Below the header, there's a list of products. The first product is 'Belvita's Blueberry' with a price of \$1.49. It has checkboxes for 'Exclude from Menu', 'Kiosk', 'Order Ahead', and 'Featured Product'. The 'Featured Product' checkbox is checked. There are also links for 'Select All' and 'Deselect All'. At the bottom, there's a list of products with a price of \$1.50.